



A.D.M College For Women (Autonomous)

Nationally Accredited with 'A' by NAAC (Cycle-IV)

Nagapattinam -611 001

TamilNadu.



2.5.1.2 EXTRACT OF DECLARATION OF RESULT

Particulars	Dates	
	Odd Semester	Even Semester
CIA Submission	22.11.2022	24.03.2023 18.04.2023
Semester Examinations	30.11.2022 To 14.112.2022	26.04.2023 To 10.05.2023
Practical Examination	02.11.2022 To 07.11.2022 28.11.2022 To 03.12.2022	27.03.2023 To 05.03.2023
Project	---	31.03.2023 To 06.04.2023
Central Valuation Dates	10.12.2022 To 17.12.2022	02.05.2023 To 13.05.2023
Declaration of Results	PG 21.12.2022 UG – 23.12.2022	19.05.2023
Issue of Revaluation and Re-totaling application	29.12.2022	26.05.2023
Supplementary Examination	---	05.06.2023

CONTROLLER OF EXAMINATIONS

GRADUATE OUTCOMES 2022 - 2023							
UG (2020 - 2023 Batch)							
CLASS	NO. OF STUDENTS APPEARED	NO. OF PASS	NO. OF FAILURES	OVER ALL PERCENTAGE	Dist.	I	II
AIDED							
B. A. History	26	24	2	92.31	0	11	13
B. A. Economics	33	31	2	93.94	5	26	0
B. Com	67	66	1	98.51	33	32	1
B. Sc. Mathematics	42	42	0	100.00	33	9	0
B. Sc. Chemistry	39	34	5	87.18	20	14	0
B. Sc. Zoology	35	31	4	88.57	8	23	0
TOTAL	242	228	14	94.21	99	115	14
SELF FINANCING							
B. Sc. Biochemistry	9	8	1	88.89	4	4	0
B. Sc. Computer Science	29	29	0	100.00	16	13	0
B. Com	58	55	3	94.83	4	49	2
BBA	39	38	1	97.44	6	32	0
B. Sc. Physics	10	9	1	90.00	6	3	0
B. A. Tamil	13	13	0	100.00	0	13	0
B. A. English	14	14	0	100.00	0	13	1
BCA	11	11	0	100.00	6	5	0
B. Sc. Geology	13	13	0	100.00	6	7	0
B. Voc Marine	6	6	0	100.00	6	0	0
B. Voc Software	14	13	1	92.86	10	3	0
TOTAL	216	209	7	96.76	64	142	3

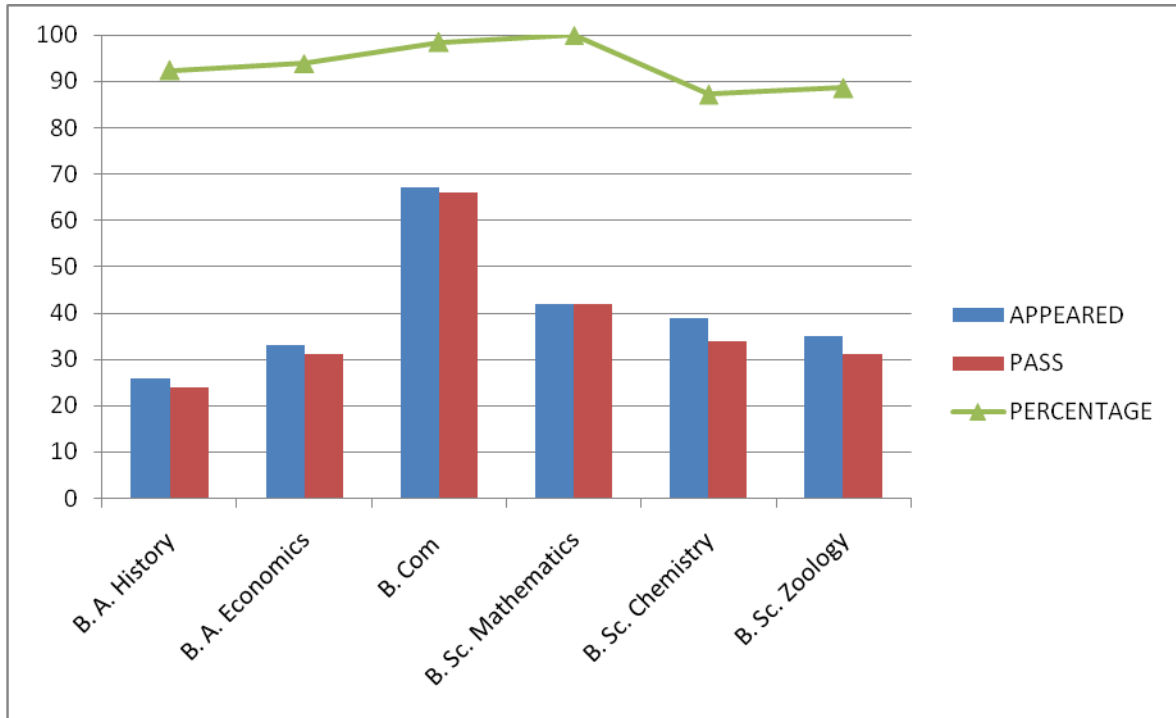
PG (2021 - 2023 Batch)							
CLASS	NO. OF STUDENTS APPEARED	NO. OF PASS	NO. OF FAILURES	OVER ALL PERCENTAGE	Dist.	I	II
AIDED							
M. A. Economics	7	7	0	100	2	5	
M. Com	23	23	0	100	4	19	
M. Sc. Mathematics	33	33	0	100	29	4	
TOTAL	63	63	0	100	35	28	
SELF FINANCING							
M. Sc. Chemistry	21	21	0	100	17	4	
M. Sc. Computer Science	10	10	0	100	8	2	
M. Sc. Physics	6	6	0	100	4	2	
M. Sc. Zoology	10	10	0	100	8	2	
TOTAL	47	47	0	100	37	10	

PG (2021 - 2023 Batch)							
CLASS	NO. OF STUDENTS APPEARED	NO. OF PASS	NO. OF FAILURES	OVER ALL PERCENTAGE	Dist.	I	II
UG	458	437	21	95.41%	163	257	17
PG	110	110	0	100.00%	72	38	0
GRAND TOTAL	568	547	21	96.30%	235	295	17

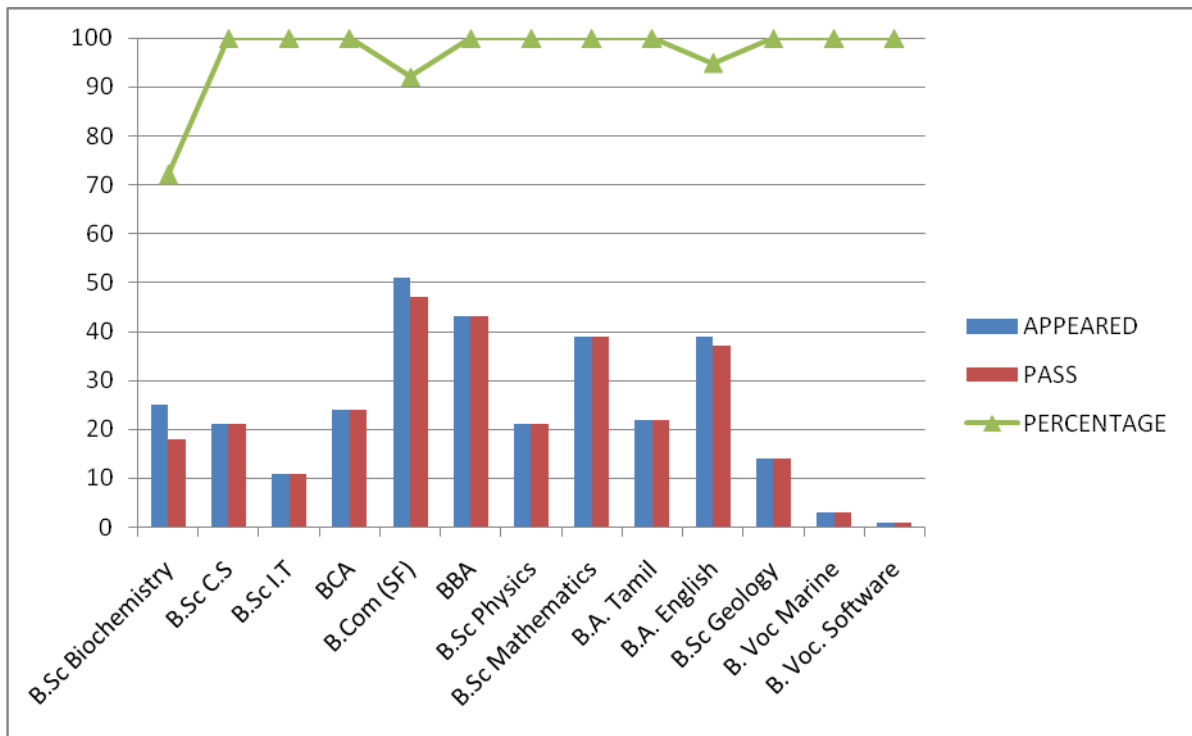
GRADUATE OUTCOMES PERCENTAGE CHART - 2022 - 2023

2020 - 2023 BATCH - UG

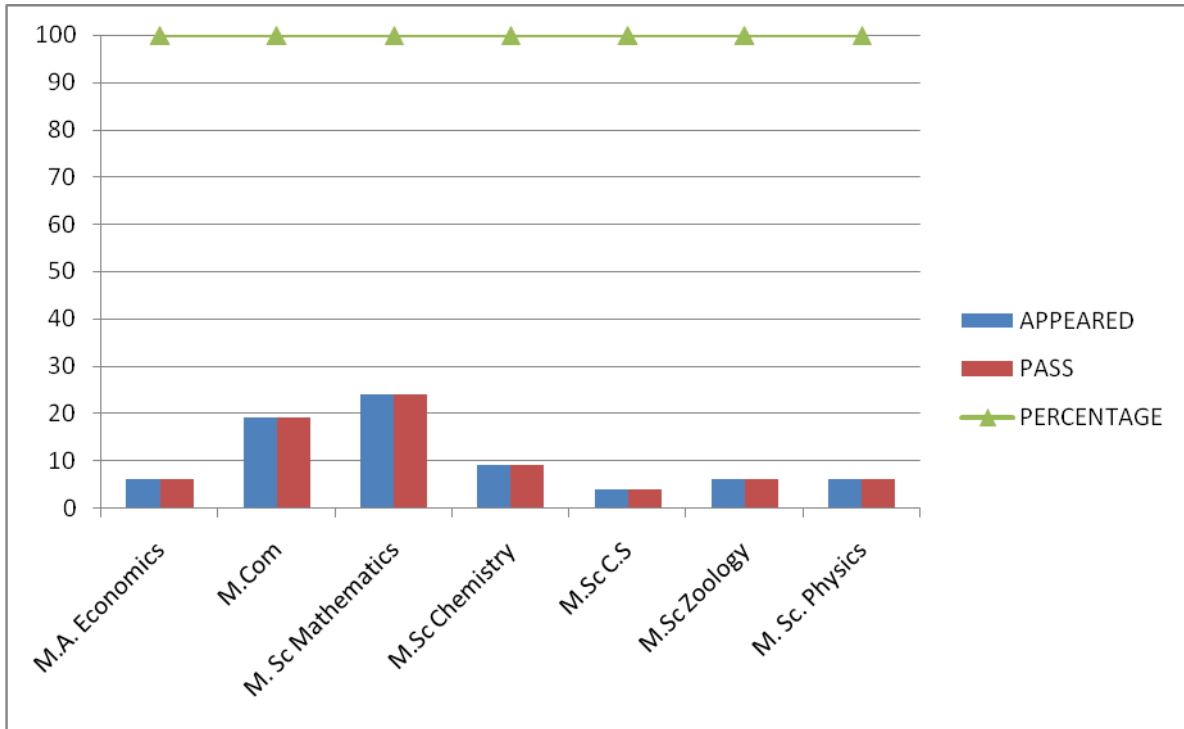
AIDED



SELF FINANCING



2021 - 2023 Batch - PG



CONTROLLER OF EXAMINATIONS

